





Sequencing

PURPOSE The Story Board is designed to help students identify main ideas and concepts and sequence events in logical order. Use this chart in all curriculum areas.

WHAT TO DO Students use words, pictures, or a combination of both to record a sequence of events. When they first sequence tasks, students should work with only three sections—the beginning, the middle, and the end.

trades cow for beans mom mad — throws beans	beanstalk grows 	steals gold steals golden goose 
steals harp 	Giant chases Jack 	Giant dead Jack lives happily ever after



Literature

Use this chart with a book like *Jack and the Beanstalk* by Cauley or a selection from a reading text. Discuss with students that all stories have a beginning, middle, and end. Ask them to identify the beginning and the end—then they can accurately identify the middle section.



Social Studies

Sequencing a government or historical process helps students retain the information and clarify the order of events. Working in groups or individually, students choose the details they need.

Introduced in House or Senate	Goes into a committee or Sub-committee	Goes to Rules Committee
Title <i>How a Bill Becomes Law</i>		
Goes to floor of House or Senate	Both Houses vote	Goes to president for possible veto

Read recipe.	Gather ingredients, measuring tools, utensils.	Measure and mix.
Preheat oven. Grease pan.	Pour mix into pan. Bake and cool.	Frost and serve.



General Classroom Use

Students can use the Story Board to sequence news articles or the events of their school day. They can also take notes or retell a story or classroom event. For example, when students cook in class, they record the sequence of directions on the Story Board.



Story Board

