

# Sequencing

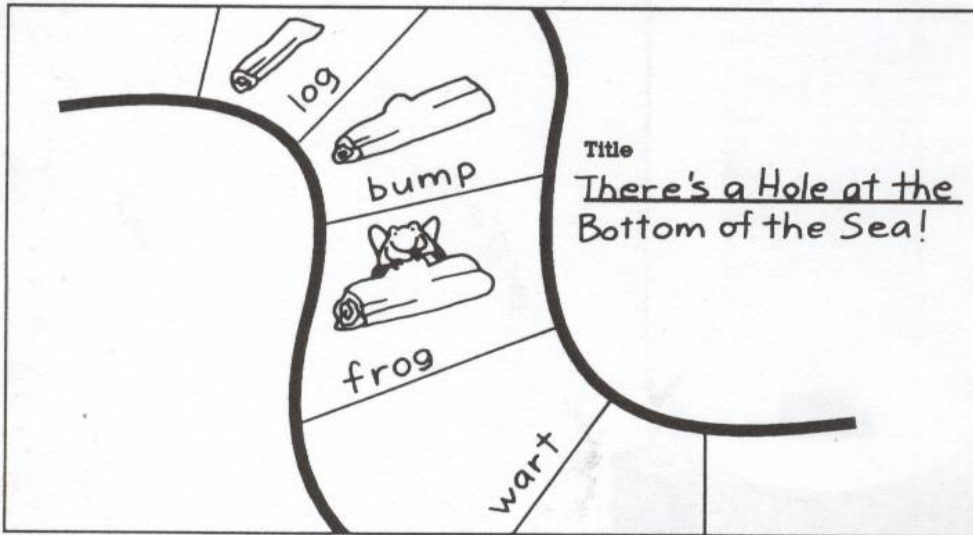
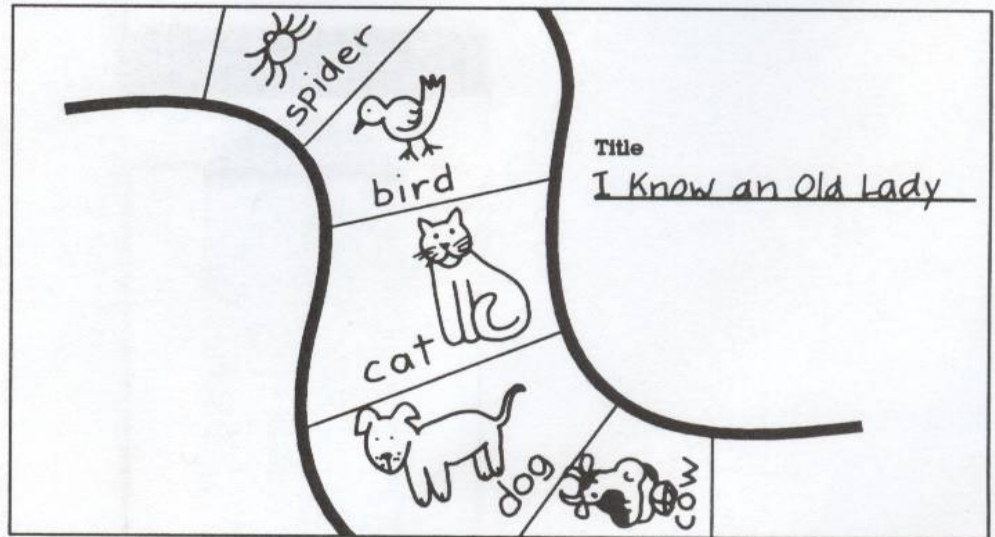
**PURPOSE** The events of life and literature often move in an ordered pattern. Asking students to order these events helps them recall what they learn.

**WHAT TO DO** Students, working individually, in partners or in groups, list each major event in a space on the Train Track. Looking at the track, students can retell or rewrite the information.



## Literature

Some stories, like *I Know an Old Lady* by Wescott, are organized so a new part is added with each retelling. Students can review vocabulary and events by writing or drawing the new part each time they orally retell the story.



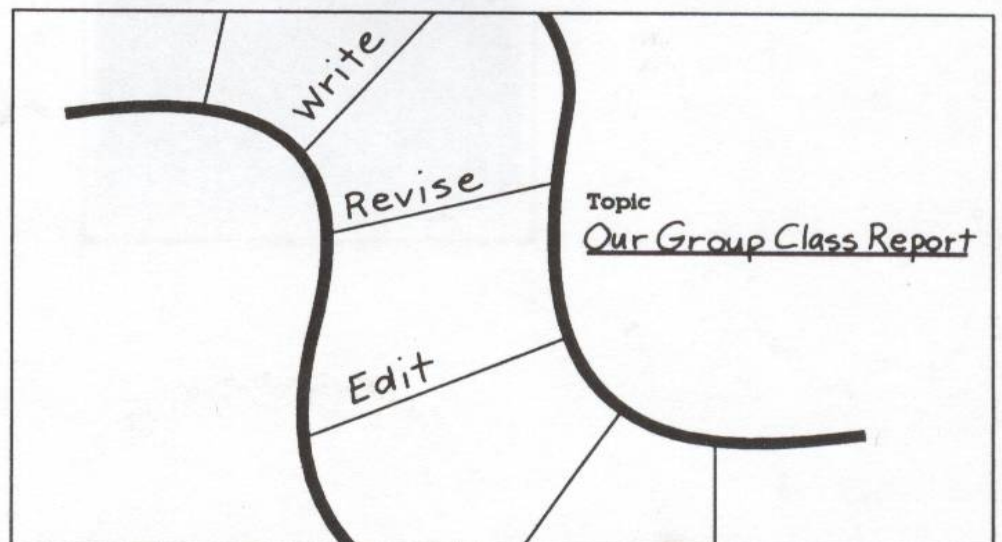
## Music

Write or draw each part of the song on an index card or sticky note and distribute these to the students. As they sing the song, students add their part to the Train Track sequence at the correct time.




## General Classroom Use

When a classroom activity involves learning new steps, use the Train Track to sequence the order of events. For example, when students prepare a report for the first time, they list the steps and add to the list as they discover another step.



Name \_\_\_\_\_

Title \_\_\_\_\_



# Train Track

